

Name:.....

Faculty:.....

Date:.....

Time.....

## Movie 1



Reference: \_\_\_\_\_

*Example:* Weintraub, J. (Producer), & Soderbergh, S (Director). (2004). Ocean's Twelve (Motion picture). United States: Warner Brothers Pictures.



### **Before watching:**

What is the title of the movie? \_\_\_\_\_

Think about the title. Can you guess what the movie is about?

---

---

---



### **While watching:** (Try watching without a subtitle)

List some new words or expressions you have learned from the movie.

---

---

---

---

---



### **After watching:**

What is the main idea of the movie?

---

---

---

Did you like the movie? \_\_\_\_\_

Which part did you like best? Describe that part.

---

---

---

---

---

What have you learned from the movie?

---

---

---

**Total Time Spent**.....

**Official**.....

.....



Name:.....

Faculty:.....

Date:.....

Time.....

## Movie 2



Reference: \_\_\_\_\_

*Example:* Weintraub, J. (Producer), & Soderbergh, S. (Director). (2004). Ocean's Twelve (Motion picture). United States: Warner Brothers Pictures.



### **Before watching:**

Look at the cover of the DVD. What do the title and pictures tell you about the story?

---

---

---



### **While watching:** (Try watching without a subtitle)

List some new vocabulary. Do they affect your understanding of the story? List some of them and write their possible meaning.

New vocabulary	(Possible) Meaning



### **After watching:**

Write a brief summary of the movie.

---

---

---

---

---

What part of the movie did you like most? Describe this part and explain why you liked it.

---

---

---

---

---

Do you agree with the ending of the movie? If you were asked to change it, how would you end the movie?

---

---

---

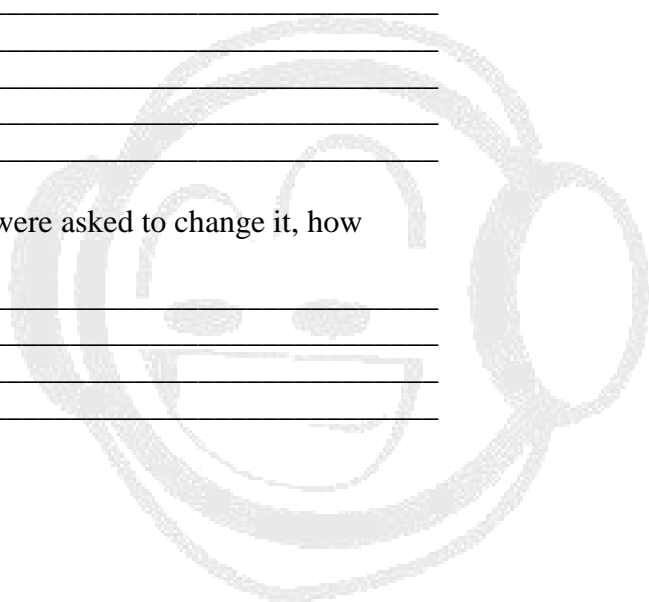
---

---

**Total Time Spent**.....

**Official**.....

.....





## Magazine Article 1

Name: .....

Faculty: .....

Date: .....

Time: .....

Reference: \_\_\_\_\_

*Example:* Aron, J. (2011, August 13). Smartphone jiggles reveal your private data. New Scientist, 211(2825), 21. (Note: Full date for weekly magazine; month and year for monthly magazine)

Choose a magazine and skim through the contents. What kinds of article are inside?

---

---

Choose one article and read through it carefully. Write a brief summary of the article.

---

---

---

---

---

---


---

---



Read the article again and find ten (10) new words. Write the words below with their correct definitions from a dictionary, based on the context of the article you've read. Then in your own words, write **ten sentences** using each new word once.

New Word (Part of speech)	Meaning	Your own sentence





## Magazine Article 2

Name:.....

Faculty:.....

Date:.....

Time.....

Reference: \_\_\_\_\_

*Example:* Aron, J. (2011, August 13). Smartphone jiggles reveal your private data. New Scientist, 211(2825), 21. (Note: Full date for weekly magazine; month and year for monthly magazine)

Choose a magazine article and explain why you chose this particular story.

---

---

---

---

What is the main idea of the magazine article?

---

---

---

Give a brief summary of the story.

---

---

---

---

---

---

---



What did you like about the article?

---

---

---

---

---

What did you NOT like about the article?

---

---

---

---

---

What did you learn from the article?

---

---

---

---

---

Total Time Spent.....

Official.....

.....



Name:.....

Faculty:.....

Date:.....

Time.....



## Newspaper I

Reference: \_\_\_\_\_

Example: Ellin, A. (2011, August 10). Burnishing the golden years. International Herald Tribune, p.10.



### **Before reading:**

Choose an English language newspaper. Look at the main headline only; what do you think is the story about?

---

---

---



### **While reading:**

Look through the newspaper for an interesting news story. As you read, write down new vocabulary and expressions in the box.

Look up the meaning of the new vocabulary in your dictionary. Did you guess the meaning correctly?



### **After reading:**

Write a brief summary.

---

---

---

---

---

What is your opinion of this story?

---

---

---

---

Total Time Spent.....

Official.....

.....



Name:.....

Faculty:.....

Date:.....

Time.....



## Newspaper 2

Reference: \_\_\_\_\_  
Example: Ellin, A. (2011, August 10). Burnishing the golden years. International Herald Tribune, p.10.



### **Before reading:**

Scan the headlines and the pictures. Choose the article you are most interested in.  
What is the headline? \_\_\_\_\_

What do you think is the story about?  
\_\_\_\_\_  
\_\_\_\_\_



### **While reading**

Find out what the news article is about. Fill in the table below:

Who was involved?	
What did they do?	
When did they do it?	
Where did they do it?	
How did they do it?	
Why did they do it?	

Write down any new words from the newspaper that you want to remember.

New word (Part of speech)	Meaning	Your own sentence



### **After reading:**


What did you learn from reading this news article?  
\_\_\_\_\_  
\_\_\_\_\_  
\_\_\_\_\_  
\_\_\_\_\_

Total Time Spent.....

Official.....

.....





## Learning with an Advisor and/or a Teaching Assistant

Type of Activity (conversation hour/grammar/consultation): \_\_\_\_\_

How did you know about this activity? \_\_\_\_\_

(Example: My friend told me about it)

What/Who influenced you to participate? \_\_\_\_\_

(Example 1: It is a course requirement.)

(Example 2: My father has encouraged me to practice speaking English.)

Did you learn some new vocabulary today? What does it mean? Write a sentence using the new vocabulary.

New vocabulary	Meaning	Use it in a sentence

Write some new idioms or collocations you've learned from this session. What do they mean?

---

---

---

---

What did you like about this activity?

---

---

---

---

Did this session meet your expectation? Explain.

---

---

---

---

What type of activity/activities would you like this session to include in the future?

---

---

---

---

---

---

---

Name:.....

Faculty:.....

Date:.....

Time:.....

Total Time Spent.....

Official.....

.....

Name:.....

Faculty:.....

Date:.....

Time.....

## Book



Reference: \_\_\_\_\_

*Example:* Gardner, D & Miller, L. (1999). Establishing Self-Access: From theory to practice. United Kingdom: Cambridge University Press.



### ***Before reading:***

Look at the title of the book. Read the back cover. Open the book randomly and read a few sentences on one page. Do you find this book interesting?

If your answer is YES, go ahead and begin reading.

If your answer is NO, go back to the bookshelf and select another book that you find interesting.

What do you think the story is about? \_\_\_\_\_



### ***While reading:***

When you come across a new vocabulary, write it down and guess its meaning from the context of the story. Write down your guess as notes. Attach a separate sheet of paper if space below is not enough.

New vocabulary	Notes on Possible Meaning



### ***After reading:***

Which character did you like most? Describe the character and explain why you like him/her/it.

---

---

---

---

---

---

---

---

---

---





